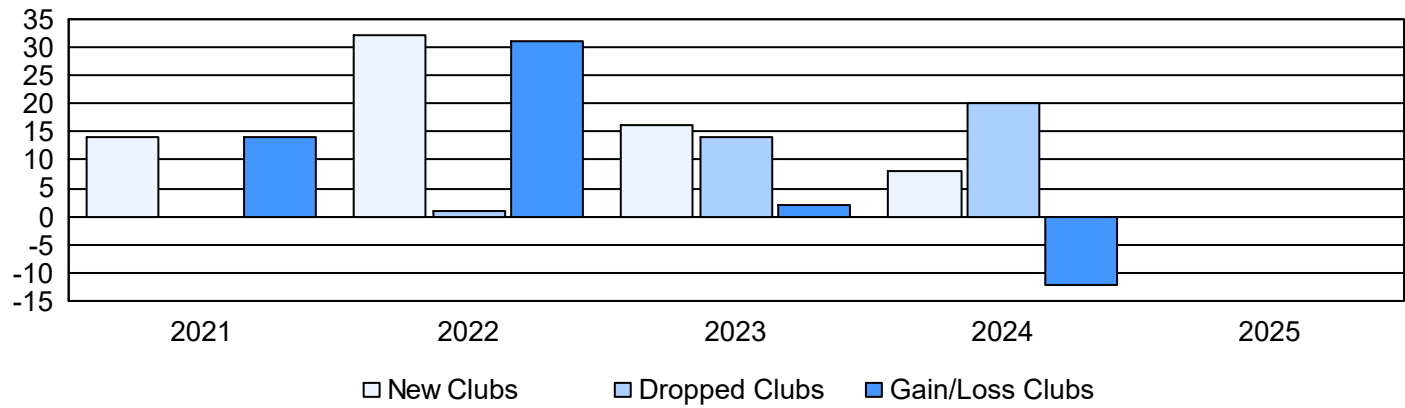
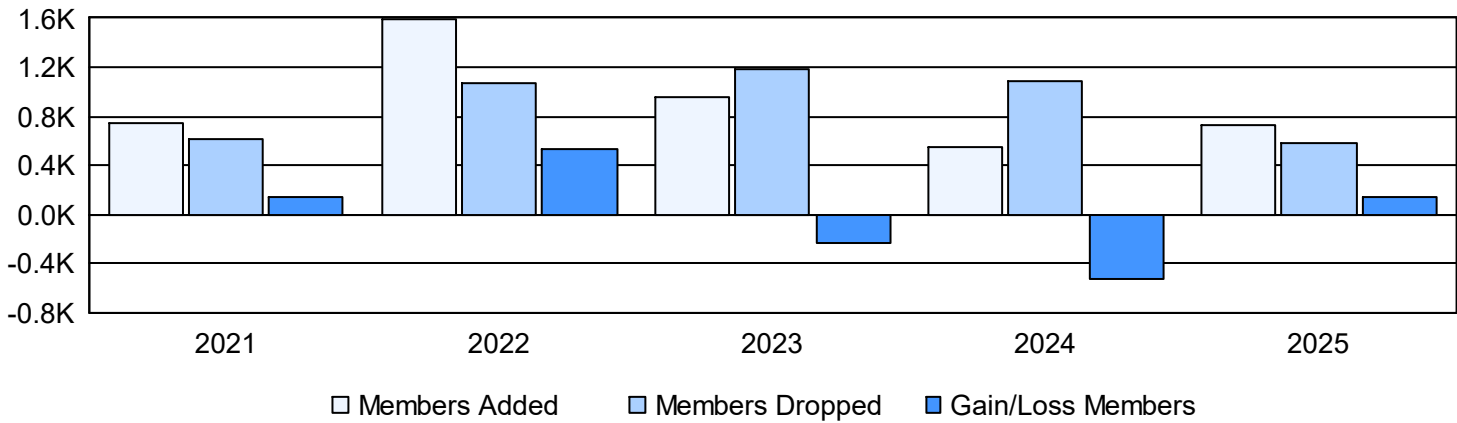


Year	New Clubs	Dropped Clubs	Gain/ Loss Clubs	New Members	Charter Members	Reinstate Members	Transfer Members	Total Member Added	Total Members Dropped	Gain/ Loss Members
2020-2021	14	0	14	402	341	2	4	749	609	140
2021-2022	32	1	31	656	868	66	5	1,595	1,070	525
2022-2023	16	14	2	270	498	170	12	950	1,178	-228
2023-2024	8	20	-12	276	215	47	18	556	1,087	-531
2024-2025				414	229	73	9	725	581	144
Average	18	9	9	404	430	72	10	915	905	10

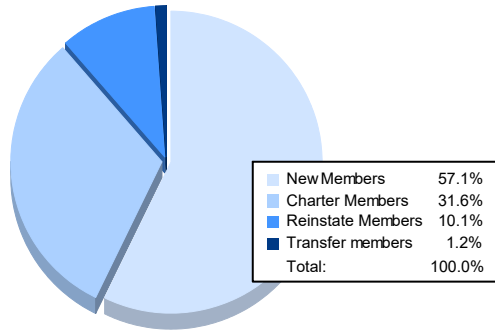
Clubs



Members



Membership Composition June 2025 Cumulative



Gender Composition June 2025 Cumulative

